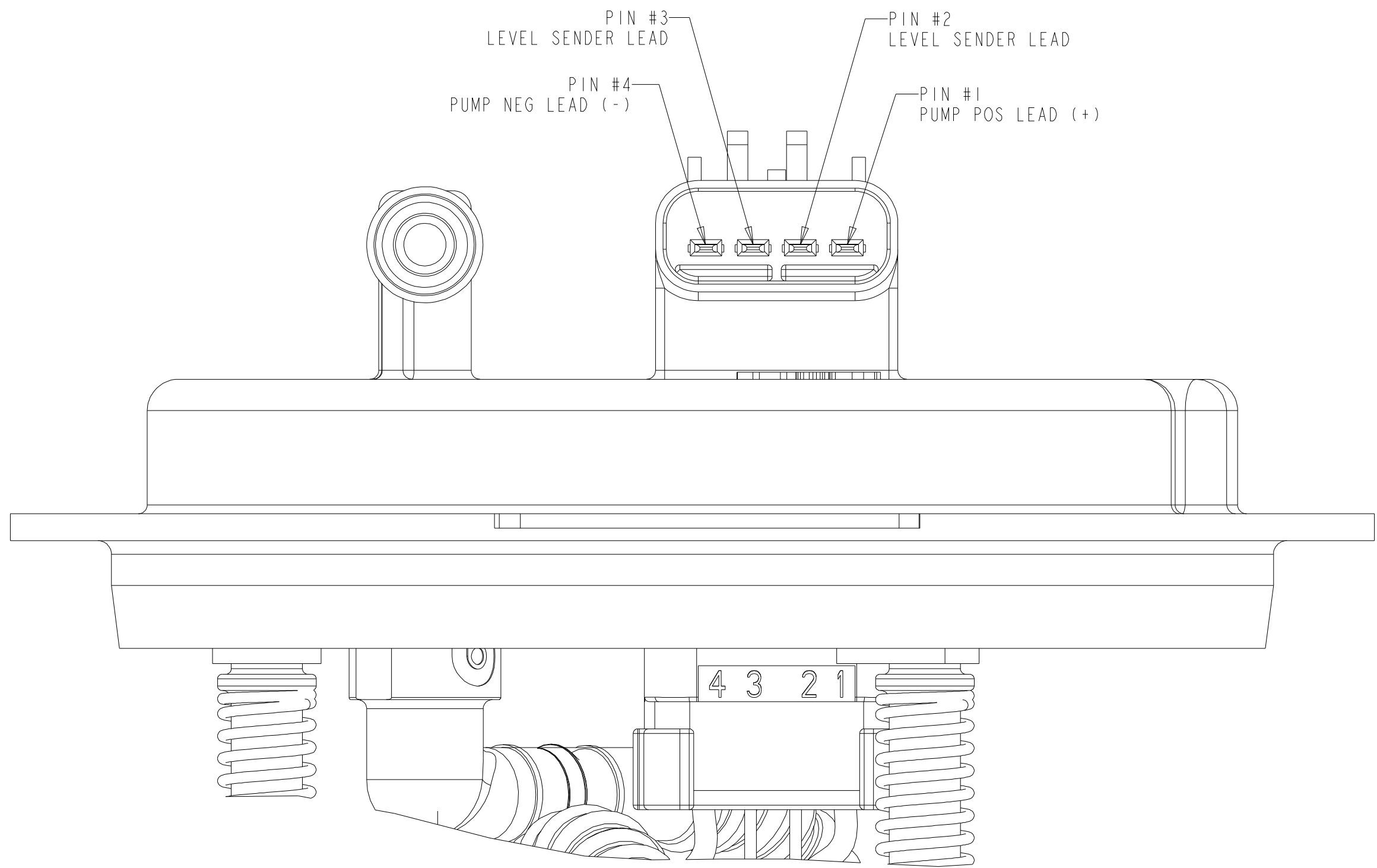
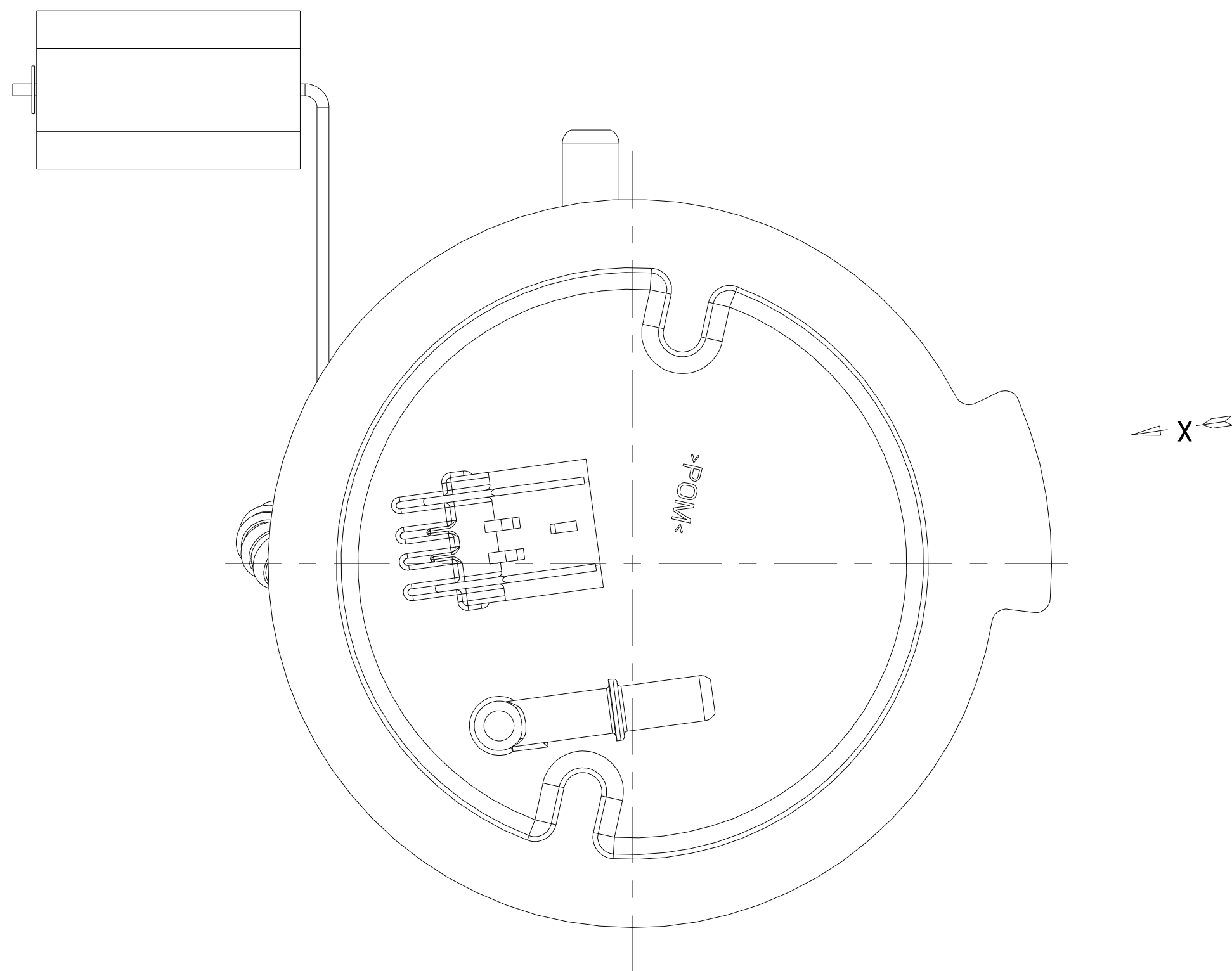
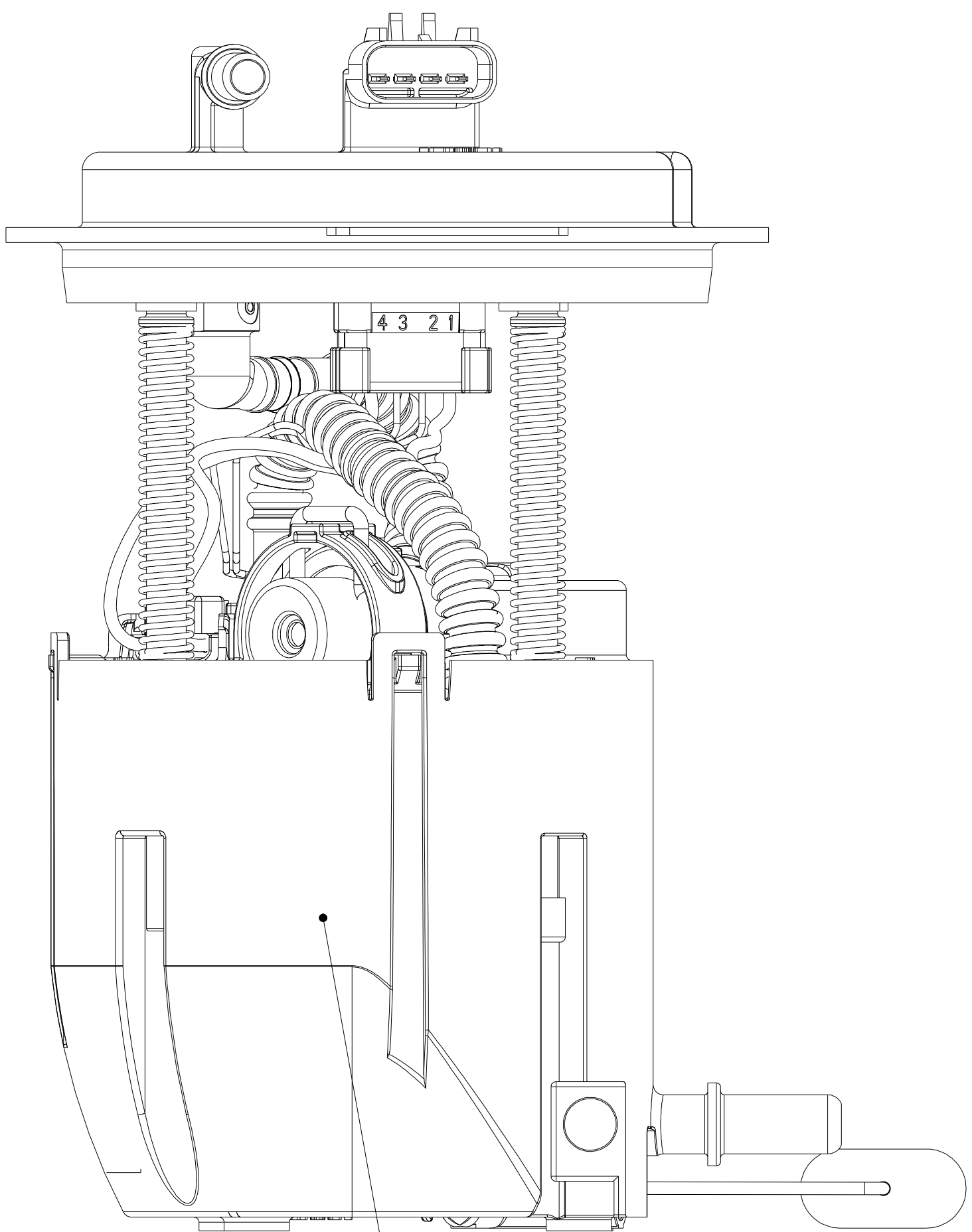
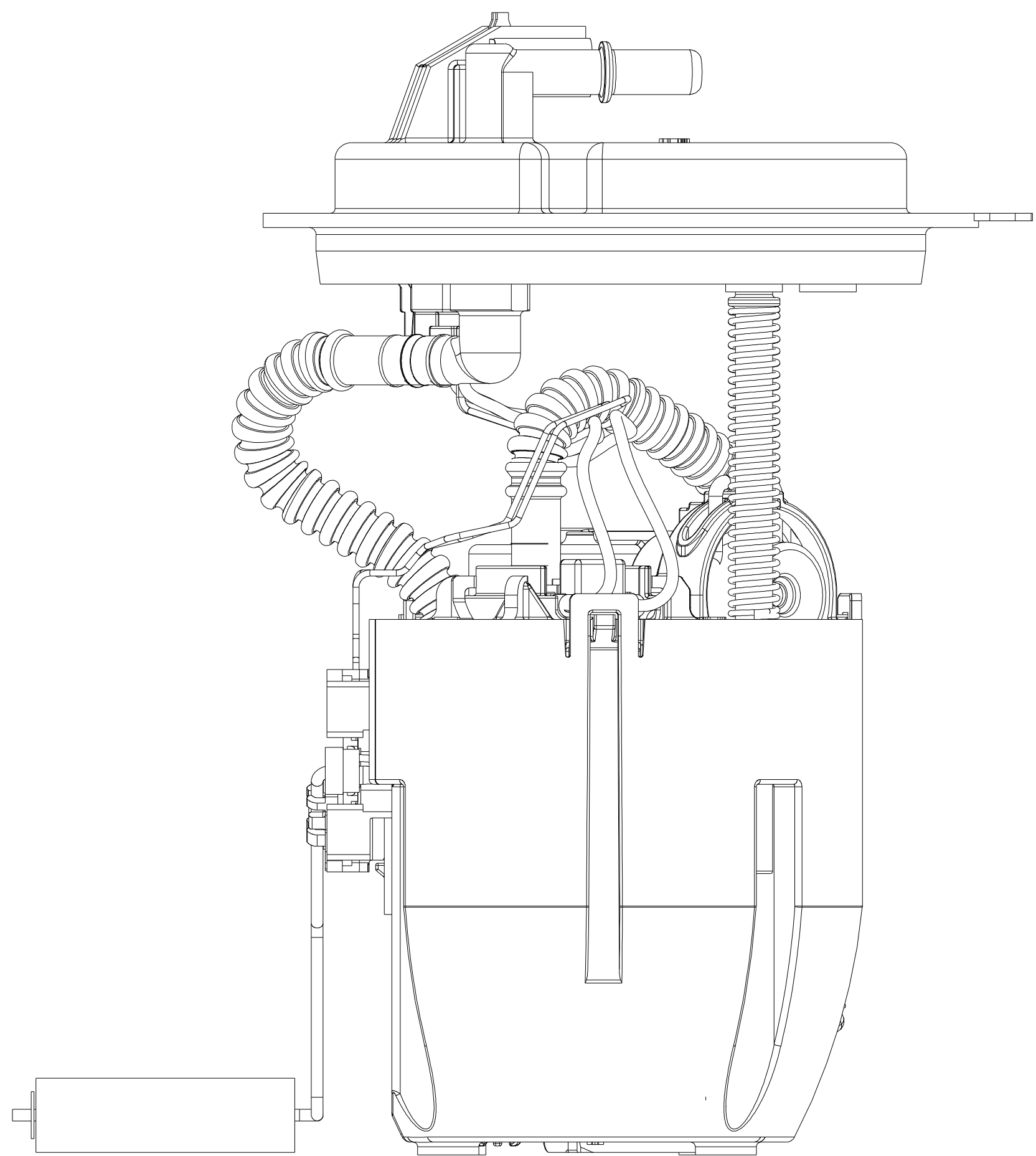
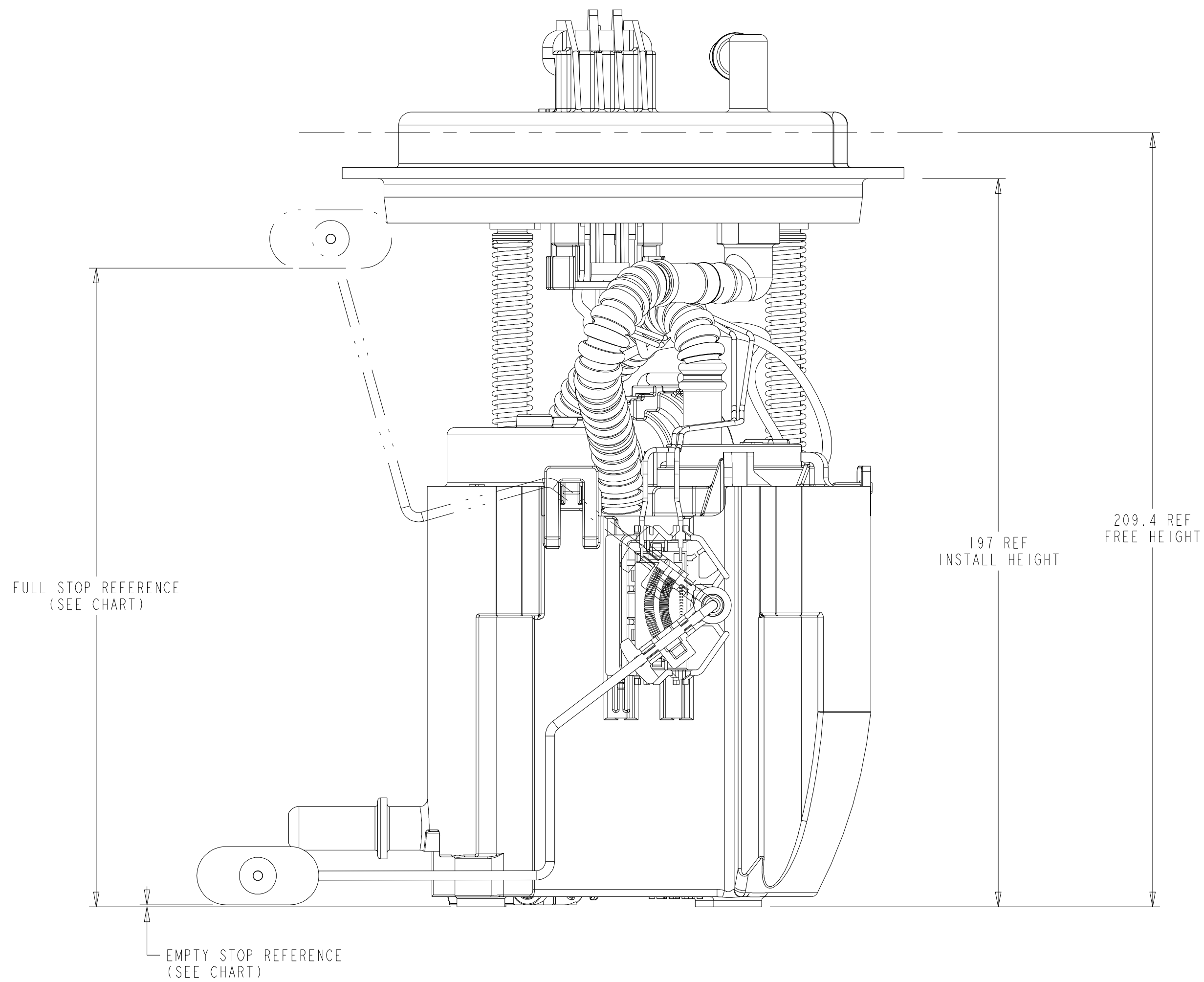


REVISIONS						
ZONE	LTR	DESCRIPTION	CHANGE No	DATE	BY	APPR'D
	AA	INITIAL RELEASE	DR51916	20AUG15	WDE	BLM
	AB	CHG VLV TO ITR, UPDATE COMPONENTS	DR57438	10AUG16	RMB	BLM
	AC	AC1 REMOVED GEN 11 CHECK VALVE	DR61286	07JAN17	SLK	BLM



E-CONNECTOR PIN OUT DETAIL  
PARTIAL VIEW IN DIRECTION OF ARROW "X"  
SCALE 2:1



LEVEL SENDER UNIT HEIGHT VS RESISTANCE		
FLOAT POSITION	HEIGHT (mm)	RESISTANCE (Ohms)
FULL STOP	172.0 REF	50 ± 2
EMPTY STOP	0.0 REF	990 ± 4

- NOTES:
- SPECIAL CUSTOMER PACKAGING REQUIREMENTS MAY CALL FOR THE ADDITION OF SPECIFIC LABELS NOT SHOWN ON THIS DRAWING.
  - MODULE TO BE PACKAGED USING COMPONENTS NOTED ON BOM SO THAT CONTAMINATION FROM FOREIGN MATERIAL IS PREVENTED:
    - PLUG PROTECTORS ON PORTS
    - POLY BAG
  - SHOWN WIRE ROUTING MAY DIFFER FROM FINISHED PRODUCT.

KEY PRODUCT CHARACTERISTICS		
REFER TO TI AUTOMOTIVE GLOBAL ADVANCED QUALITY PLANNING DOCUMENT A-750-001-001 FOR THE CLASSIFICATION AND CONTROL OF KEY PRODUCT CHARACTERISTICS	DATE	2004
✓ - SAFETY CHARACTERISTIC	DATE	2004
⊕ - CRITICAL CHARACTERISTIC	DATE	2004
⊕ - HIGH IMPACT CHARACTERISTIC	DATE	2004

THIS DRAWING IS PROPERTY OF TI AUTOMOTIVE. NO REPRODUCTION OR TRANSMISSION OF THIS DOCUMENT OR ANY PART THEREOF IS PERMITTED WITHOUT THE WRITTEN PERMISSION OF TI AUTOMOTIVE. THIS DRAWING IS PROVIDED FOR REFERENCE PURPOSES ONLY AND IS NOT TO BE USED FOR THE DESIGN OR CONSTRUCTION OF ANY PRODUCT. THE INFORMATION CONTAINED HEREIN IS NOT TO BE USED FOR THE DESIGN OR CONSTRUCTION OF ANY PRODUCT. THE INFORMATION CONTAINED HEREIN IS NOT TO BE USED FOR THE DESIGN OR CONSTRUCTION OF ANY PRODUCT. THE INFORMATION CONTAINED HEREIN IS NOT TO BE USED FOR THE DESIGN OR CONSTRUCTION OF ANY PRODUCT.	DATE	2004
---	------	------

METRIC		
ALL DIMENSIONS ARE IN MILLIMETERS		
DO NOT SCALE		
DECIMAL TOLERANCES UNLESS OTHERWISE SPECIFIED: ONE PLACE ±0.25 TWO PLACE ±0.13 ANGLES ±1°		
THIRD ANGLE PROJECTION		
DIMENSIONS IN ACCORDANCE WITH ASME Y14.5 - 2009		
630 COLUMBIA ST. CARO, MI 48723 +1 989.673.1723		
ENGINEER: B. MIDDLETON	250CT2014	MATERIAL/SPECIFICATION: SEE NOTES
DESIGNER: W. ERBACHER	250CT2014	
CAD SYSTEM: PROVE	SCALE: 1:1	SHEET NO. 1 OF 1
REFERENCE TO: 2D: AR0038583/AC		
REFERENCE TO: 3D: AR0038581/AD		
FUEL MODULE OUTLINE		
SIZE: A0	DRAWING NUMBER: TUI194	